


FR Lire attentivement le livret consignes de sécurité et ce livret avant la première utilisation

EN Read safety instructions and booklet carefully before using for the first time.

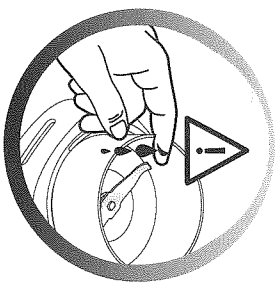

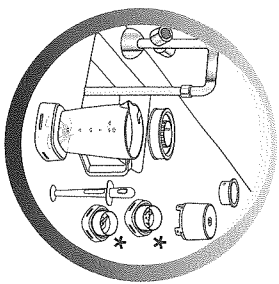
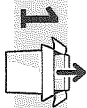
PT Leia atentamente as instruções de segurança bem como este folheto antes da primeira utilização.

AR اقرأ كتاب تعليمات الأمان بعناية قبل أول استخدام.

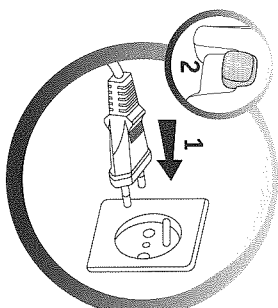

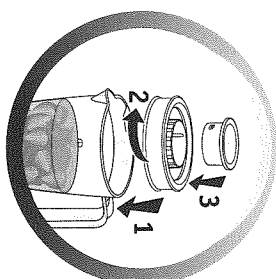

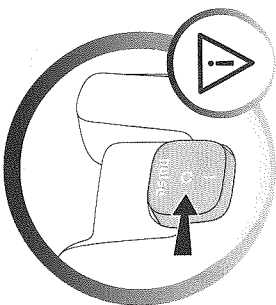
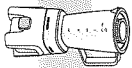
FA قبل از استفاده دفترچه راهنمای ایمنی و این دفترچه را مطالعه کنید.



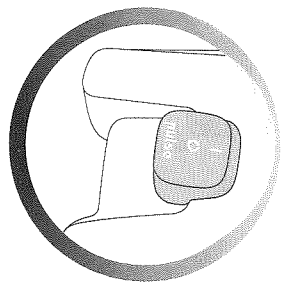


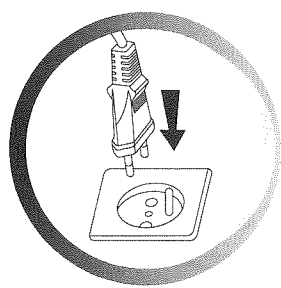
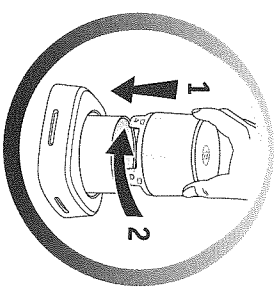
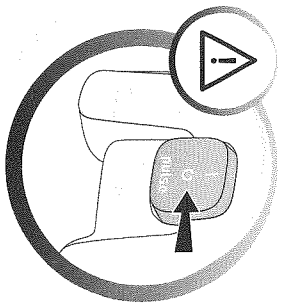
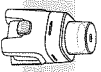
Selon modèle / Depending on model / Conforme o modelo / حسب الموديل / بر حسب مدل



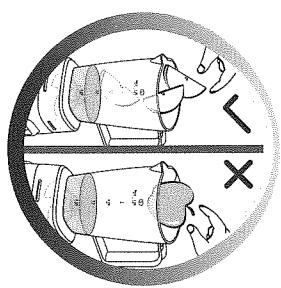
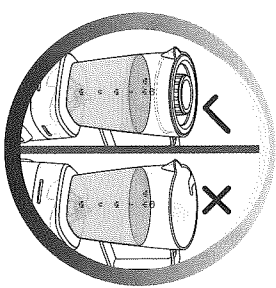
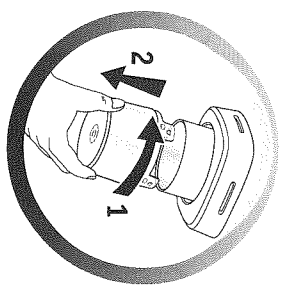
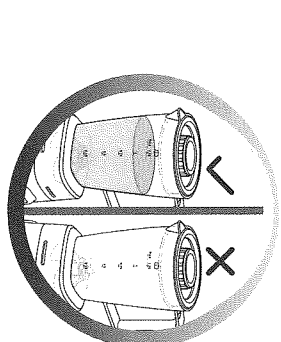
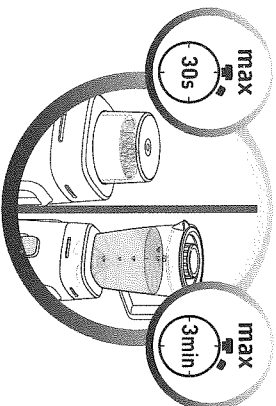
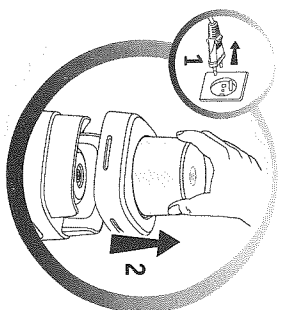
2.1

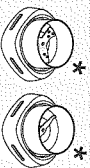
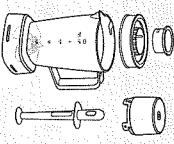
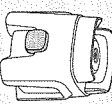




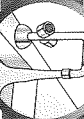



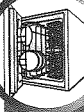






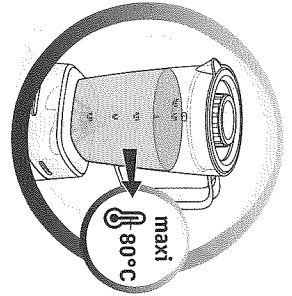
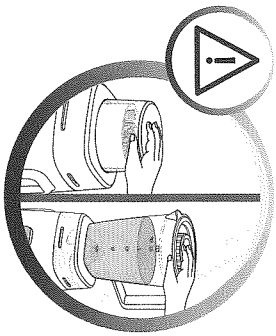
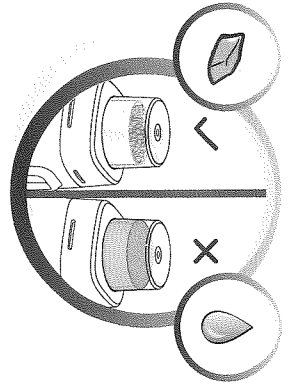
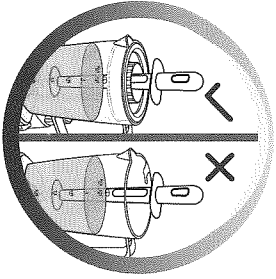
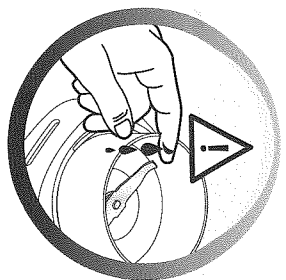
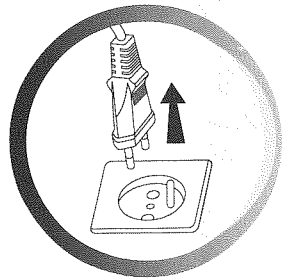
2.2

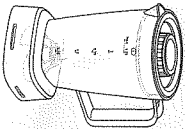






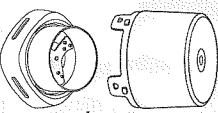








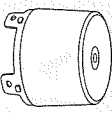




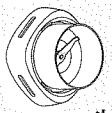




3 !





	 			
	500g 750ml		3 min ON + 1 min OFF	1250g
			8s	80g
			30s	60g
			30s	60g
			30s	10g
			8s	80g
			8s	80g
			30s	40g

Si votre appareil ne fonctionne pas, vérifiez qu'il soit bien connecté au secteur, que le cordon soit en bon état. Votre appareil ne fonctionne toujours pas? Adressez-vous à un centre service agréé (voir liste dans le livret service).

If your appliance does not work, check it is properly connected to the mains and the power cord is in good condition. Your appliance still does not work? Contact an approved service centre (see the service booklet).

Caso o aparelho não esteja funcionando, certifique-se de que está corretamente ligado à corrente e que o cabo de alimentação se encontra em perfeitas condições de utilização. O seu aparelho continua sem funcionar? Contacte um Serviço de Assistência Técnica autorizado (consulte a lista no folheto de Serviços de Assistência Técnica).

إذا لم يعمل الجهاز الخاص بكم، فتدعى التحقق من أنه متصل بشكل صحيح بالطرف الكهربائي ومن أن الكابل في حالة جيدة. هل الجهاز الخاص بكم لا يزال لا يعمل؟ يرجى الاتصال بمركز مقدم الخدمة المعتمد (انظر القائمة كتبب الخدمة).

ر صورتی که دستگاه شما کار نمی کند، مطمئن شوید دستگاه به برق وصل است و سیم برق در وضعیت مناسبی قرار دارد. آیا دستگاه شما هنوز کار نمی کند؟ لطفاً با مرکز خدمات مجاز تماس بگیرید. (لیست مراکز مجاز در همین دفترچه ارائه شده است).

Safety Instructions

Before using your appliance for the first time, carefully read these instructions for use and retain them for future reference: the manufacturer shall not accept liability in the event of any use that does not comply with the instructions.

• Make sure that the voltage that your appliance uses matches that of your electrical supply system.

Any error in connection will negate the guarantee.

• This product has been designed for indoor and domestic use only, and at an altitude below 2000m. Any commercial use, inappropriate use or failure to comply with the instructions, the manufacturer accepts no responsibility and the guarantee will not apply.

• Always disconnect the appliance from the mains power supply when it is unattended and before assembling, dismantling or cleaning it.

• Remember: you may injure yourself if you use the appliance incorrectly.

• Do not use the appliance if it is not working properly or if it has been damaged. In this case, contact an authorized service centre (see the list in the service booklet).

• All maintenance other than cleaning and everyday upkeep by the customer must be performed by an authorized service centre.

• Do not use this appliance to blend or mix non-food items.

• Never use the blender jug without ingredients or with solid ingredients only.

• Always pour the liquid ingredients into the blender jug first, before adding the solid ingredients.

• Do not use the mixing bowl or accessories (according to model) as containers for preservation, freezing, cooking or sterilisation.

• In order to prevent overflow, do not fill the bowl or jug over the maximum level (if indicated).

• Do not touch any moving parts (blades, etc.).

• Blades are very sharp: to prevent injuries, handle them with care when emptying the blender jug, the bowls (according to model) cleaning, assembling and dismantling the blender jug (according to model) and the accessories (according to model).

• Never place your fingers or any other object not intended for this function in the blender jug when the appliance is running.

• Never remove the lid or the blender jug before the appliance has come to a complete stop.

• Always use the blender jug with the lid.

• Place the appliance on a stable, heat-resistant, clean and dry worktop.

• Do not immerse the appliance, power cord or plug in any liquid.

• Do not leave the power cord hanging within reach of children.

• Do not leave the power cord close to or in contact with the hot parts of the appliance, near a source of heat or a sharp angle or inside the blender jug in contact with the blades.

• Keep moving parts (blades) away from the cord during use.

• Never pull the power cord to disconnect the appliance.

• Do not allow long hair, scarves, ties etc. to hang over the appliance or attachment when either is in use.

• Do not use the appliance if the power cord or plug have been damaged. To avoid all danger, have them replaced by an authorized service centre (see the list in the service booklet).

- For your safety, only use spare parts and accessories that are approved for your appliance.
- Be careful if hot liquid is poured into the blender as it can be ejected out of the appliance as it produces a lot of steam.
- Do not pour boiling liquids (over 80°C/176°F) in the bowl or jug (according to model).
- This appliance is not intended for use by persons (including children) with reduced physical, sensory or mental capabilities, or lack of experience and knowledge, unless they have been given supervision or instruction concerning use of the appliance by a person responsible for their safety.
- Children should be supervised to ensure that they do not play with the appliance.
- Do not allow children to use the appliance without supervision.
- This appliance is designed for domestic use only. It is not intended to be used in the following environments, in which the guarantee shall not apply:
 - Kitchen work areas in shops, offices and other working environments.
 - In kitchen areas reserved for staff in shops, offices and other professional environments.
 - Farmhouses
 - By clients in hotels, motels and other residential environments.
 - Bed and breakfast type environments.
- Switch off the appliance and unplug it from the electrical power supply before changing accessories or approaching parts that move in use.
- Refer to the instructions to obtain the appropriate operating

time and speed settings for each accessory.

- Refer to the instructions for correct fitting and assembly of your accessories.
- Refer to the instructions for initial and regular cleaning of surfaces in contact with foodstuff, and for cleaning and maintenance of your appliance.

EUROPEAN MARKETS ONLY

- This appliance shall not be used by children. Keep the appliance and its cord out of reach of children.
- Children shall not play with the appliance.
- This appliance may be used by persons with reduced physical, sensory or mental capabilities, or whose experience or knowledge is not sufficient, provided they are supervised or have received instruction to use the appliance safely and understand the dangers.



Environment protection first!

① Your appliance contains valuable materials which can be recovered or recycled.

➔ Leave it at a local civic waste collection point.